











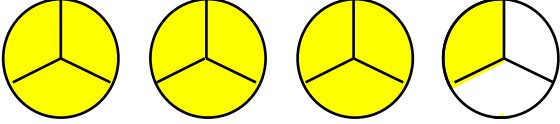
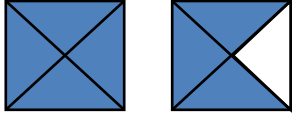
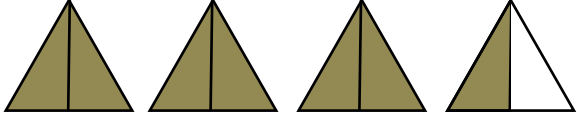
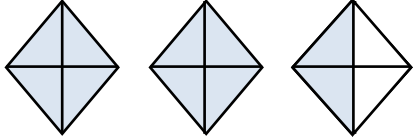
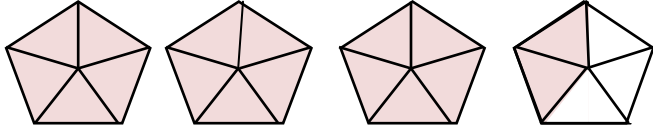

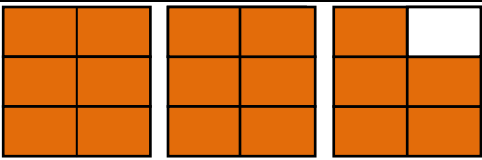
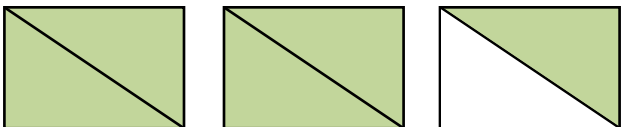

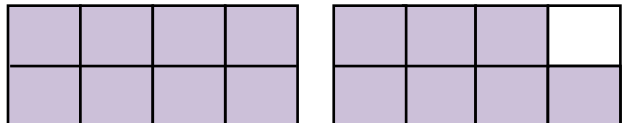
Fraction Representations & Number Lines

Fraction	Drawing	Number Line
$\frac{2}{10}$		
$\frac{1}{5}$		
$\frac{4}{7}$		
$\frac{3}{4}$		
$\frac{6}{8}$		

Mixed numbers worksheets - 1

Writing mixed number and improper fraction by looking at shapes

Given the drawings and your job is to write an improper fraction and a mixed number for the colored shapes. First one is done as an example.

Shapes	Improper Fraction	Mixed Number
1) 	$\frac{10}{3}$	$3\frac{1}{3}$
2) 		
3) 		
4) 		
5) 		
6) 		
7) 		
8) 		
9) 		
10) 		

Name _____

Date _____



EQUIVALENT FRACTIONS FRACTION WALL

1 WHOLE									
$\frac{1}{2}$					$\frac{1}{2}$				
$\frac{1}{3}$			$\frac{1}{3}$			$\frac{1}{3}$			
$\frac{1}{4}$		$\frac{1}{4}$		$\frac{1}{4}$		$\frac{1}{4}$		$\frac{1}{4}$	
$\frac{1}{5}$		$\frac{1}{5}$		$\frac{1}{5}$		$\frac{1}{5}$		$\frac{1}{5}$	
$\frac{1}{6}$	$\frac{1}{6}$	$\frac{1}{6}$	$\frac{1}{6}$	$\frac{1}{6}$	$\frac{1}{6}$	$\frac{1}{6}$	$\frac{1}{6}$	$\frac{1}{6}$	$\frac{1}{6}$
$\frac{1}{8}$	$\frac{1}{8}$	$\frac{1}{8}$	$\frac{1}{8}$	$\frac{1}{8}$	$\frac{1}{8}$	$\frac{1}{8}$	$\frac{1}{8}$	$\frac{1}{8}$	$\frac{1}{8}$
$\frac{1}{10}$	$\frac{1}{10}$	$\frac{1}{10}$	$\frac{1}{10}$	$\frac{1}{10}$	$\frac{1}{10}$	$\frac{1}{10}$	$\frac{1}{10}$	$\frac{1}{10}$	$\frac{1}{10}$

If two fractions are equivalent, it means that they are equal.

Use the fraction wall to answer the questions below.

- 1) How many quarters make a half? _____
- 2) How many sixths make a half? _____
- 3) How many eighths make a half? _____
- 4) How many sixths make a third? _____
- 5) How many tenths make a fifth? _____
- 6) How many tenths make a half? _____

Fill in the equivalent fractions below.

$$\frac{1}{2} = \frac{\quad}{4}$$

$$\frac{1}{2} = \frac{\quad}{6}$$

$$\frac{1}{2} = \frac{\quad}{8}$$

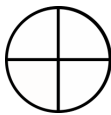

$$\frac{1}{3} = \frac{\quad}{6}$$

$$\frac{1}{5} = \frac{\quad}{10}$$

$$\frac{1}{2} = \frac{\quad}{10}$$


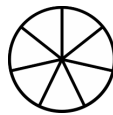
Equivalent Fractions Worksheet

1 a.



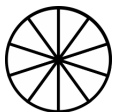
$$\frac{12}{16} = \frac{3}{4}$$

1 b.



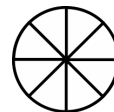

$$\frac{6}{7} = \frac{12}{14}$$

2 a.




$$\frac{4}{10} = \frac{2}{5}$$

2 b.



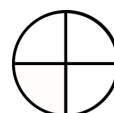

$$\frac{2}{16} = \frac{1}{8}$$

3 a.




$$\frac{2}{10} = \frac{1}{5}$$

3 b.



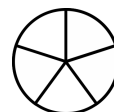
$$\frac{9}{12} = \frac{3}{4}$$

4 a.



$$\frac{2}{14} = \frac{1}{7}$$

4 b.



$$\frac{3}{15} = \frac{1}{5}$$

5 a.



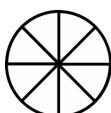
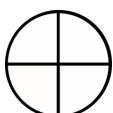
$$\frac{3}{5} = \frac{9}{15}$$

5 b.



$$\frac{4}{10} = \frac{2}{5}$$

6 a.




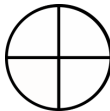































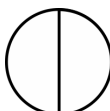






$$\frac{2}{4} = \frac{4}{8}$$

6 b.



$$\frac{5}{15} = \frac{1}{3}$$

Equivalent Fractions Worksheet

<p>1 a.</p> <div style="display: flex; align-items: center; justify-content: center; gap: 20px;">   </div> <div style="display: flex; align-items: center; justify-content: center; gap: 20px; margin-top: 10px;">  =  </div>	<p>1 b.</p> <div style="display: flex; align-items: center; justify-content: center; gap: 20px;">   </div> <div style="display: flex; align-items: center; justify-content: center; gap: 20px; margin-top: 10px;">  =  </div>
<p>2 a.</p> <div style="display: flex; align-items: center; justify-content: center; gap: 20px;">   </div> <div style="display: flex; align-items: center; justify-content: center; gap: 20px; margin-top: 10px;">  =  </div>	<p>2 b.</p> <div style="display: flex; align-items: center; justify-content: center; gap: 20px;">   </div> <div style="display: flex; align-items: center; justify-content: center; gap: 20px; margin-top: 10px;">  =  </div>
<p>3 a.</p> <div style="display: flex; align-items: center; justify-content: center; gap: 20px;">   </div> <div style="display: flex; align-items: center; justify-content: center; gap: 20px; margin-top: 10px;">  =  </div>	<p>3 b.</p> <div style="display: flex; align-items: center; justify-content: center; gap: 20px;">   </div> <div style="display: flex; align-items: center; justify-content: center; gap: 20px; margin-top: 10px;">  =  </div>
<p>4 a.</p> <div style="display: flex; align-items: center; justify-content: center; gap: 20px;">   </div> <div style="display: flex; align-items: center; justify-content: center; gap: 20px; margin-top: 10px;">  =  </div>	<p>4 b.</p> <div style="display: flex; align-items: center; justify-content: center; gap: 20px;">   </div> <div style="display: flex; align-items: center; justify-content: center; gap: 20px; margin-top: 10px;">  =  </div>
<p>5 a.</p> <div style="display: flex; align-items: center; justify-content: center; gap: 20px;">   </div> <div style="display: flex; align-items: center; justify-content: center; gap: 20px; margin-top: 10px;">  =  </div>	<p>5 b.</p> <div style="display: flex; align-items: center; justify-content: center; gap: 20px;">   </div> <div style="display: flex; align-items: center; justify-content: center; gap: 20px; margin-top: 10px;">  =  </div>

Equivalent Fractions

Multiplication: 51

1) $\frac{2}{5} = \frac{6}{\square}$

Diagram: A circle with an arrow from the top box to the denominator box and an arrow from the denominator box to the top box. The fraction $\frac{2}{5}$ is on the left and $\frac{6}{\square}$ is on the right.

2) $\frac{1}{3} = \frac{\square}{6}$

Diagram: A circle with an arrow from the top box to the numerator box and an arrow from the numerator box to the top box. The fraction $\frac{1}{3}$ is on the left and $\frac{\square}{6}$ is on the right.

3) $\frac{7}{4} = \frac{\square}{20}$

Diagram: A circle with an arrow from the top box to the denominator box and an arrow from the denominator box to the top box. The fraction $\frac{7}{4}$ is on the left and $\frac{\square}{20}$ is on the right.

4) $\frac{5}{8} = \frac{30}{\square}$

Diagram: A circle with an arrow from the top box to the numerator box and an arrow from the numerator box to the top box. The fraction $\frac{5}{8}$ is on the left and $\frac{30}{\square}$ is on the right.

5) $\frac{1}{2} = \frac{9}{\square}$

Diagram: A circle with an arrow from the top box to the denominator box and an arrow from the denominator box to the top box. The fraction $\frac{1}{2}$ is on the left and $\frac{9}{\square}$ is on the right.

6) $\frac{9}{4} = \frac{\square}{16}$

Diagram: A circle with an arrow from the top box to the numerator box and an arrow from the numerator box to the top box. The fraction $\frac{9}{4}$ is on the left and $\frac{\square}{16}$ is on the right.

7) $\frac{3}{5} = \frac{6}{\square}$

Diagram: A circle with an arrow from the top box to the denominator box and an arrow from the denominator box to the top box. The fraction $\frac{3}{5}$ is on the left and $\frac{6}{\square}$ is on the right.

8) $\frac{5}{7} = \frac{\square}{21}$

Diagram: A circle with an arrow from the top box to the numerator box and an arrow from the numerator box to the top box. The fraction $\frac{5}{7}$ is on the left and $\frac{\square}{21}$ is on the right.

9) $\frac{1}{4} = \frac{\square}{28}$

Diagram: A circle with an arrow from the top box to the denominator box and an arrow from the denominator box to the top box. The fraction $\frac{1}{4}$ is on the left and $\frac{\square}{28}$ is on the right.

10) $\frac{8}{3} = \frac{40}{\square}$

Diagram: A circle with an arrow from the top box to the numerator box and an arrow from the numerator box to the top box. The fraction $\frac{8}{3}$ is on the left and $\frac{40}{\square}$ is on the right.

Equivalent Fractions

Worksheet Number 6

Name: _____

$\frac{1}{5} = \frac{\quad}{40}$ (1)	$\frac{1}{8} = \frac{4}{\quad}$ (11)	$\frac{1}{9} = \frac{5}{\quad}$ (21)
$\frac{1}{10} = \frac{4}{\quad}$ (2)	$\frac{1}{6} = \frac{6}{\quad}$ (12)	$\frac{1}{5} = \frac{\quad}{20}$ (22)
$\frac{1}{10} = \frac{2}{\quad}$ (3)	$\frac{1}{4} = \frac{\quad}{28}$ (13)	$\frac{1}{8} = \frac{5}{\quad}$ (23)
$\frac{1}{6} = \frac{6}{\quad}$ (4)	$\frac{1}{10} = \frac{\quad}{60}$ (14)	$\frac{1}{2} = \frac{\quad}{4}$ (24)
$\frac{1}{8} = \frac{6}{\quad}$ (5)	$\frac{1}{8} = \frac{\quad}{48}$ (15)	$\frac{1}{4} = \frac{\quad}{24}$ (25)
$\frac{1}{9} = \frac{\quad}{27}$ (6)	$\frac{1}{4} = \frac{\quad}{32}$ (16)	$\frac{1}{6} = \frac{8}{\quad}$ (26)