


French Cooking Show




You will be French Chefs and have your own cooking show!!

In groups you will be responsible for creating a gourmet recipe and creating a cooking show and you will be doing it all in French

THE RULES

1. *Get Creative*
2. *Put on a show*
3. *Have fun*
4. *Speak French*



Criteria

- Each group member must introduce themselves and have a speaking part (30 sec)
- You must understand the French words, phrases and sentences that are said.
- Include some of the vocabulary presented in class. KEEP IT SIMPLE!
- Do not translate paragraphs, or compound / complex sentences using software
- Scripts (English / French) must be handed in with each person's speaking identified
- Use props, costumes, humour.
- Work on pronunciation! (Ask for help, use the internet to hear the proper accent etc.
- FIVE MINUTES MAXIMUM! TIME THE PRESENTATION! (Consider how complicated the recipe is to keep to the time limit)

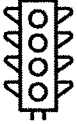
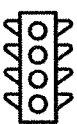




French Vocabulary

Les <u>ingrédients</u> sont... [lez on-grey-D-Eon son]	The ingredients are...
Bienvenue [BE-en-ven-oo]	Welcome
Premier [Prim-EA]	First
Deuxième [d-zyM]	Second
Troisième [t-wa-ZM]	Third
Quatrième [ka-trE-yM]	Fourth
Cinquième [sank-E-yM]	Fifth
Suivant. [swE-von]	Next
<u>Mettez</u> de l'eau <u>dans</u> le pot. [mA-tA] [don le]	<u>Put</u> water <u>in</u> the pot.
Mettez le fromage sur le pain. [mA-tA] [sir -le]	<u>Put</u> cheese <u>on</u> the bread.
<u>Chauffer</u> le beurre [shf-E]	<u>Heat</u> the butter.
Mélanger. [mE-lon-jE-J]	Mix
<u>Bouillir</u> de l'eau [boo-E-A]	Boil water
<u>Couper</u> les carottes. [koo p-A]	<u>Cut</u> the carrots
Manger [mon jE-A]	Eat
Bon appétit [bon ap-ET]	Enjoy the meal
Merci [mer-C]	Thank you
Laver les mains. [lave-lA-man]	Wash hands

Date: _____

Name: _____

FRENCH COOKIN SHOW ASSESSMENT & EVALUATION

Learning Intentions	Self-Assessment GREEN – You got it! Yellow – Almost There Orange – A good start Red – Not yet	Evidence / Comments (Provide evidence and comments to support your self-assessment)
I understand the meaning of the French words in our presentation		
I practiced my French pronunciation using digital technologies		
I can use correct pronunciation and accent when speaking French		
I can create and perform a creative and entertaining presentation in French		
I shared my ideas and was open to the ideas of others while working in my group.		
I completed my part on time and to the best of my ability		

LEARNING REFLECTION:

What did you enjoy about this project/not enjoy about this project? What areas were strengths and stretches for you? What would you do differently next time?

TEACHER EVALUATION

BEGINNING (Not Yet meeting)	DEVELOPING (Meeting Minimal Level)	APPLYING (Fully Meeting)	EXTENDING (Exceeding)

