

# French Cooking Show




**You will be French Chefs and have your own cooking show!!**

**In groups you will be responsible for creating a gourmet recipe and creating a cooking show and you will be doing it all in French**

## **THE RULES**

- 1. Get Creative*
- 2. Put on a show*
- 3. Have fun*
- 4. Speak French*



## **Criteria**

- Each group member must introduce themselves and have a speaking part (30 sec)
- You must understand the French words, phrases and sentences that are said.
- Include some of the vocabulary presented in class. KEEP IT SIMPLE!
- Do not translate paragraphs, or compound / complex sentences using software
- Scripts ( English / French ) must be handed in with each person's speaking identified
- Use props, costumes, humour.
- Work on pronunciation! (Ask for help, use the internet to hear the proper accent etc.
- FIVE MINUTES MAXIMUM! TIME THE PRESENTATION! (Consider how complicated the recipe is to keep to the time limit)







## *French Vocabulary*

Les <u>ingrédients</u> sont... [lez on-grey-D-Eon son]	The ingredients are...
Bienvenue [BE-en-ven-oo]	Welcome
Premier [Prim-EA]	First
Deuxième [d-zyM]	Second
Troisième [t-wa-ZM]	Third
Quatrième [ka-trE-yM]	Fourth
Cinquième [sank-E-yM]	Fifth
Suivant. [swE-von]	Next
<u>Mettez</u> de l'eau <u>dans</u> le pot. [mA-tA] [don le]	<u>Put</u> water <u>in</u> the pot.
Mettez le fromage sur le pain. [mA-tA] [sir -le]	<u>Put</u> cheese <u>on</u> the bread.
<u>Chauffer</u> le beurre [shf-E]	<u>Heat</u> the butter.
Mélanger. [mA-lon-jE-J]	Mix
<u>Bouillir</u> de l'eau [boo-E-A]	Boil water
<u>Couper</u> les carottes. [koo p-A]	<u>Cut</u> the carrots
Manger [mon jE-A]	Eat
Bon appétit [bon ap-ET]	Enjoy the meal
Merci [mer-C]	Thank you
Laver les mains. [lave-lA-man]	Wash hands

Date: \_\_\_\_\_

Name: \_\_\_\_\_

**FRENCH COOKIN SHOW ASSESSMENT & EVALUATION**

Learning Intentions	Self-Assessment GREEN – You got it! Yellow – Almost There Orange – A good start Red – Not yet	Evidence / Comments (Provide evidence and comments to support your self-assessment)
I understand the meaning of the French words in our presentation		
I practiced my French pronunciation using digital technologies		
I can use correct pronunciation and accent when speaking French		
I can create and perform a creative and entertaining presentation in French		
I shared my ideas and was open to the ideas of others while working in my group.		
I completed my part on time and to the best of my ability		

**LEARNING REFLECTION:**

What did you enjoy about this project/not enjoy about this project? What areas were strengths and stretches for you? What would you do differently next time?

---



---



---



---



---



---



---



---

**TEACHER EVALUATION**

BEGINNING <i>(Not Yet meeting)</i>	DEVELOPING <i>(Meeting Minimal Level)</i>	APPLYING <i>(Fully Meeting)</i>	EXTENDING <i>(Exceeding)</i>